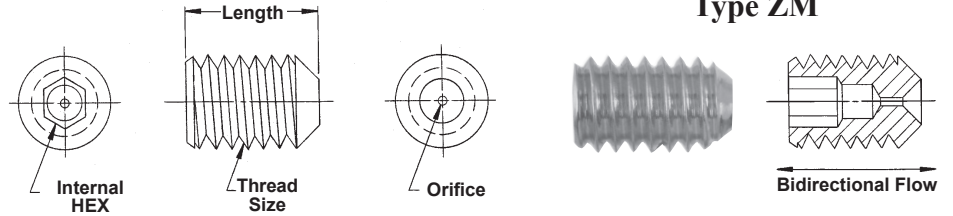


# Metal Orifice Assemblies

## METRIC THREADED INSERTS

### Description

Set screw style threaded orifice inserts can be installed in fittings, manifolds or custom parts to establish flow rates of liquids or gases. Standard size orifices range from .10 mm to 1.60 mm.



### PART NUMBER SYSTEM

<u>TYPE</u> ZM		<u>ORIFICE</u> <u>SIZE NO.</u>	<u>THREAD</u> <u>SIZE</u>	<u>LENGTH NO.</u>	<u>MATERIAL</u>	
<b>Standard Sizes</b>		<b>Standard Size Range</b>	<b>Thread Size</b>	<b>Length mm No.</b>	<b>SS 18-8 SS</b>	
<b>Size No.</b>	<b>Orifice Dia.* mm.</b>					
4	.10	4-35	<b>Thread Size</b> M3 x .5 mm	4 mm 4		
5	.13		<b>Hex Size</b> 1.5 mm			
6	.15		4-35	<b>Thread Size</b> M4 x .7 mm		5 mm 5
7	.18			<b>Hex Size</b> 2.0 mm		
8	.20			4-63		<b>Thread Size</b> M5 x .8 mm
9	.23	<b>Hex Size</b> 2.5 mm				
10	.26	4-63	<b>Thread Size</b> M6 x 1.0 mm			8 mm 8
11	.28		<b>Hex Size</b> 3.0 mm			
12	.31		4-63			<b>Thread Size</b> M8 x 1.25 mm
13	.33	<b>Hex Size</b> 4.0 mm				
14	.36	4-63		<b>Thread Size</b> M10 x 1.50 mm		12 mm 12
15	.38			<b>Hex Size</b> 5.0 mm		
16	.41					
17	.43					
18	.46					
19	.48					
20	.51					
21	.53					
22	.56					
23	.58					
24	.61					
25	.63					
26	.66					
27	.69					
28	.71					
29	.74					
31	.79					
32	.81					
33	.84					
35	.89					
37	.94					
38	.97					
39	.99					
40	1.02					
41	1.04					
42	1.07					
43	1.09					
47	1.19					
52	1.32					
55	1.40					
60	1.52					
63	1.60					

\*Consult factory for larger orifice sizes.

### EXAMPLES

	<u>TYPE</u>	<u>SIZE NO.</u>	<u>THREAD SIZE</u>	<u>LENGTH NO.</u>	<u>MATERIAL</u>
1.	ZM (Type ZM)	10 (.26 mm diameter)	M3	4 (4 mm length)	SS (Stainless Steel)
2.	ZM (Type ZM)	31 (.79 mm diameter)	M6	8 (8 mm length)	SS (Stainless Steel)

# Metal Orifice Assemblies

## METRIC THREADED INSERTS - NOSE SEALS

### Description

This type precision orifice includes an o-ring for sealing against a flat surface. The set screw style can be installed in fittings, manifolds and custom parts for accurate flow rate control of liquids or gases.

### Specifications

**Thread Sizes** – M3.5 x 0.6, M5 x 0.8, M6 x 1, and M8 x 1.25.

**Flow Direction** – Suitable for flow in either direction.

**Flow** – See flow chart for air flow on last page.

**K<sub>v</sub> Range** – .00030 to .171

**Orifice Diameter Accuracy** – ± .013 mm

**Fluid Media** – Air, Water, Gases and Liquids compatible with materials of construction.

**Dimensions** – See drawings this page.

**Materials of Construction** –  
Brass or 303 SS Body.  
Fluorocarbon or Nitrile O-ring

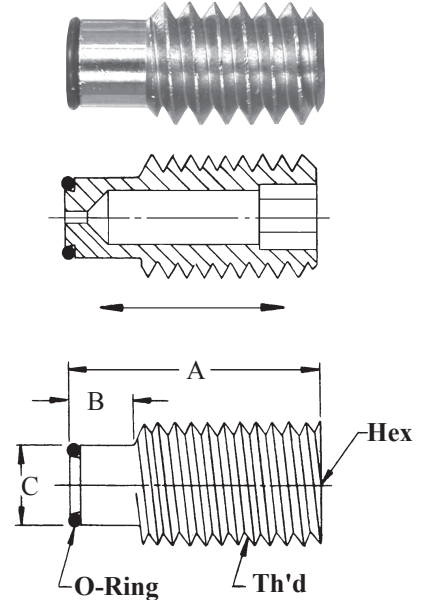
**Maximum Operating Pressure** –  
1400 kPa

**Maximum Operating Temperature** –  
Nitrile O-ring 70 °C.  
Fluorocarbon O-ring 166 °C.

Size Number	Orifice Dia. (mm)	Size Number Range
4	.10	<b>Thread</b> <b>M3.5 x 0.6</b> 4-31
5	.13	
6	.15	
7	.18	
8	.20	
9	.23	
10	.26	
11	.28	
12	.31	
13	.33	
14	.36	<b>Thread</b> <b>M5 x 0.8</b> 4-52
15	.38	
16	.41	
17	.43	
18	.46	
19	.48	
20	.51	<b>Thread</b> <b>M6 x 1</b> 4-81
21	.53	
22	.56	
23	.58	
24	.61	
25	.63	
26	.66	
27	.69	
28	.71	<b>Thread</b> <b>M8 x 1.25</b> 4-94
29	.74	
31	.79	
32	.81	
33	.84	
35	.89	
37	.94	
38	.97	
39	.99	
40	1.02	
41	1.04	
42	1.07	
43	1.09	
47	1.19	
52	1.32	
55	1.40	
60	1.52	
63	1.60	
67	1.70	
70	1.78	
73	1.85	
76	1.93	
79	2.01	
81	2.06	
86	2.18	
89	2.26	
94	2.39	

### Construction

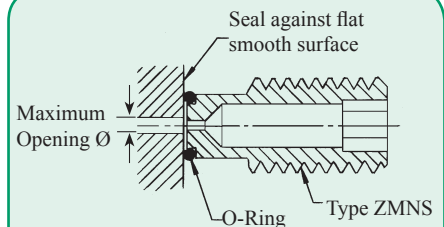
#### Type ZMNS



Dimensions - mm

Th'd	A	B	C	Hex
M3.5	7.87	1.97	2.29	2
M5.0	10.8	2.57	3.10	2.5
M6.0	12.7	3.81	4.45	3
M8.0	16.3	4.83	5.59	4

### Installation



Dimensions - mm

Thread	Maximum Opening Ø
M3.5	1.20
M5.0	1.57
M6.0	2.41
M8.0	3.18

### Part Numbers

The complete part number for an orifice assembly includes Type, Size Number, Thread Size, Body Material and O-Ring Material.

BN - Nitrile  
V - Fluorocarbon

#### EXAMPLES

Type	Size Number	Thread Size	Body Material	O-Ring	Part Number
ZMNS	10(.26 mm)	M3.5	BR (Brass)	BN	ZMNS-10-M3.5-BR-BN
ZMNS	20(.51 mm)	M6	SS (303 SS)	V	ZMNS-20-M6-SS-V

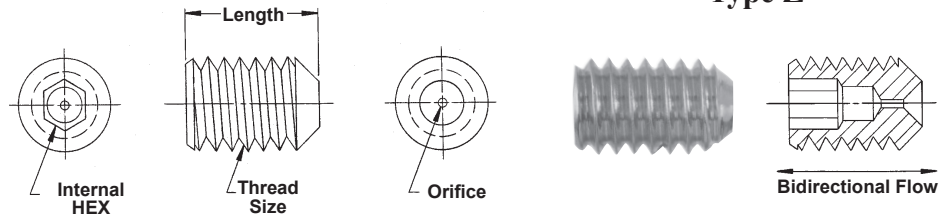
# Metal Orifice Assemblies

## Description

Set screw style threaded orifice inserts can be installed in fittings, manifolds or custom parts to establish flow rates of liquids or gases. Standard size orifices range from .004" to .063". Both brass and 316 SS materials are offered.

## THREADED INSERTS – INCH

### Type Z



### PART NUMBER SYSTEM

<u>TYPE</u> <b>Z</b>		<u>ORIFICE</u> <u>SIZE NO.</u>	<u>THREAD</u> <u>SIZE</u>	<u>LENGTH NO.</u>	<u>MATERIAL</u>	
<b>Standard Sizes</b>		<b>Standard Size Range</b>	<b>Thread Size</b>	<b>Length</b>		<b>BR - Brass</b>  <b>SS - 316SS</b>
<b>Size No.</b>	<b>Orifice Dia.* In.</b>			<b>In.</b>	<b>No.</b>	
4	.0039	<b>Thread Size No.</b> 6 • 32 Brass 4-35 SS 4-35	<b>6 • 32</b>	1/8	2	
5	.0051			3/16	3	
6	.0059			1/4	4	
7	.0071	8 • 32 Brass 4-35 SS 4-35	<b>8 • 32</b>	1/8	2	
8	.0079			3/16	3	
9	.0091			1/4	4	
10	.0102	10 • 32 Brass 4-63 SS 4-63	<b>10 • 32</b>	3/16	3	
11	.0110			1/4	4	
12	.0122			3/8	6	
13	.0130	1/4 • 20 Brass 4-63 SS 4-63	<b>1/4 • 20</b>	1/4	4	
14	.0142			3/8	6	
15	.0150			1/2	8	
16	.016	5/16 • 18 Brass 4-63 SS 4-63	<b>5/16 • 18</b>	1/4	4	
17	.017			3/8	6	
18	.018			1/2	8	
19	.019	3/8 • 16 Brass 4-63 SS 4-63	<b>3/8 • 16</b>	3/8	6	
20	.020			1/2	8	
21	.021					
22	.022					
23	.023					
24	.024					
25	.025					
26	.026					
27	.027					
28	.028					
29	.029					
31	.031					
32	.032					
33	.033					
35	.035					
37	.037					
38	.038					
39	.039					
40	.040					
41	.041					
42	.042					
43	.043					
47	.047					
52	.052					
55	.055					
60	.060					
63	.063					

\*Consult factory for larger orifice sizes.

### EXAMPLES

	<u>TYPE</u>	<u>SIZE NO.</u>	<u>THREAD SIZE</u>	<u>LENGTH NO.</u>	<u>MATERIAL</u>
1.	<b>Z</b> (Type Z)	<b>10</b> (.010" diameter)	<b>10 • 32</b> (10 • 32 thread)	<b>6</b> (3/8" length)	<b>BR</b> (Brass)
2.	<b>Z</b> (Type Z)	<b>31</b> (.031" diameter)	<b>1/4 • 20</b> (1/4 • 20 thread)	<b>4</b> (1/4" length)	<b>SS</b> (Stainless Steel)

# Metal Orifice Assemblies

## THREADED INSERTS - NOSE SEALS

### Description

This type precision orifice includes an o-ring for sealing against a flat surface. The set screw style can be installed in fittings, manifolds and custom parts for accurate flow rate control of liquids or gases.

### Specifications

**Thread Sizes** – 6/32, 10/32, 1/4•20 and 5/16•18.

**Flow Direction** – Suitable for flow in either direction. Data on pages 20 and 21 is measured for flow direction from nose end to hex end.

**Flow** – See flow chart for air flow on pages 20 and 21. (Catalog 11)

**C<sub>v</sub> Range** – .00035 to .200  
See pages 20, 21 and 23.

**Orifice Diameter Accuracy** – ±.0005"

**Fluid Media** – Air, Water, Gases and Liquids compatible with materials of construction.

**Dimensions** – See drawings this page.

**Materials of Construction** –  
Brass or 303 SS Body.  
Viton O-ring

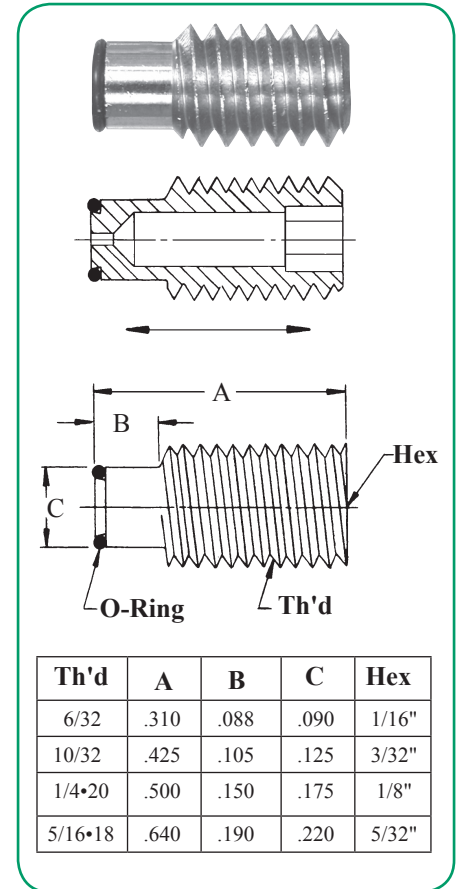
**Maximum Operating Pressure** –  
200 psig

**Maximum Operating Temperature** –  
300°F.

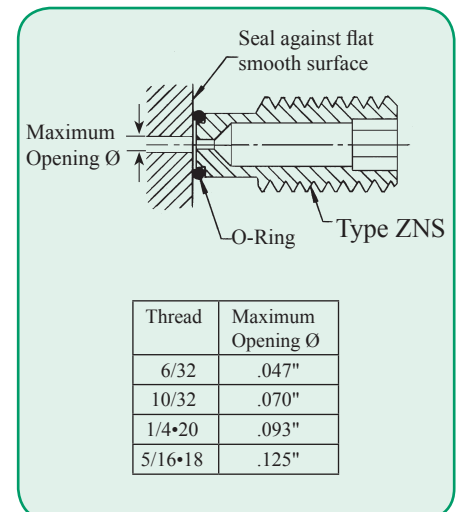
Size Number	Orifice Dia. In.	Size Number Range
4	.0039	<b>Thread 6/32 4-31</b>
5	.0051	
6	.0059	
7	.0071	
8	.0079	
9	.0091	
10	.0102	
11	.0110	
12	.0122	
13	.0130	
14	.0142	
15	.0150	<b>Thread 10/32 4-52</b>
16	.016	
17	.017	
18	.018	
19	.019	
20	.020	
21	.021	
22	.022	
23	.023	
24	.024	
25	.025	<b>Thread 1/4•20 4-81</b>
26	.026	
27	.027	
28	.028	
29	.029	
31	.031	
32	.032	
33	.033	
35	.035	
37	.037	
38	.038	<b>Thread 5/16•18 4-94</b>
39	.039	
40	.040	
41	.041	
42	.042	
43	.043	
47	.047	
52	.052	
55	.055	
60	.060	
63	.063	
67	.067	
70	.070	
73	.073	
76	.076	
79	.079	
81	.081	
86	.086	
89	.089	
94	.094	

### Construction

#### Type ZNS



### Installation



### Part Numbers

The complete part number for an orifice assembly includes Type, Size Number, Thread Size, Body Material and Seal Material.

#### EXAMPLES

Type	Size Number	Thread Size	Body Material	O-Ring	Part Number
ZNS	10(.010")	6/32	BR (Brass)	V (Viton)	ZNS-10-6/32-BR-V
ZNS	20(.020")	1/4•20	SS (303 SS)	V (Viton)	ZNS-20-1/4•20 SS-V

# Metal Orifice Air Flow – SCFH

Orifice Diameter Inches	4	5	6	7	8	9	10	11	12	13	14	15	16	17	18	19	20	21	22	23	24	25	26	27	28	29	31	32	33										
Size																																							
Number																																							
Cv	0.00035	0.00061	0.00086	0.0012	0.0015	0.0019	0.0025	0.0028	0.0034	0.0038	0.0043	0.0050	0.0055	0.0067	0.0073	0.0080	0.0088	0.0096	0.011	0.012	0.013	0.014	0.016	0.017	0.018	0.019	0.020	0.021	0.022	0.023	0.024	0.025	0.026	0.027	0.028	0.029	0.031	0.032	0.033
1	0.075	0.136	0.182	0.269	0.360	0.479	0.593	0.653	0.843	0.962	1.11	1.30	1.40	1.64	1.82	2.03	2.22	2.39	2.73	2.99	3.26	3.54	4.05	4.13	4.68	5.06	5.62	6.10	6.42										
5	0.18	0.33	0.45	0.64	0.85	1.10	1.37	1.51	1.94	2.25	2.56	2.99	3.26	3.73	4.20	4.70	5.23	5.62	6.29	6.87	7.48	8.12	9.20	9.41	10.5	11.3	12.4	13.6	14.4										
10	0.25	0.47	0.65	0.91	1.21	1.57	1.97	2.14	2.73	3.14	3.56	4.13	4.26	4.79	5.38	6.00	6.70	7.48	9.17	10.1	11.0	11.8	13.0	13.6	15.2	16.6	18.3	19.9	21.1										
15	0.34	0.59	0.82	1.14	1.53	1.97	2.48	2.67	3.43	3.92	4.45	5.17	5.30	6.04	6.84	7.56	8.50	9.34	11.3	12.6	13.6	14.7	16.1	16.8	18.6	20.3	22.5	24.6	26.1										
20	0.40	0.70	0.97	1.38	1.80	2.33	2.92	3.16	4.07	4.64	5.28	6.08	6.29	7.20	8.18	9.03	10.3	11.1	13.5	14.7	16.1	17.3	18.9	19.7	21.8	23.7	26.3	28.6	30.3										
25	0.47	0.82	1.12	1.59	2.08	2.69	3.37	3.62	4.66	5.30	6.06	6.95	7.25	8.31	9.43	10.4	11.8	12.7	15.5	16.8	18.3	19.9	21.6	22.7	24.8	27.1	30.1	32.6	34.5										
30	0.53	0.92	1.26	1.80	2.37	3.03	3.81	4.09	5.23	5.98	6.80	7.82	8.20	9.39	10.7	11.8	13.4	14.4	17.4	19.0	20.7	22.5	24.4	25.4	28.0	30.5	33.7	36.7	39.0										
40	0.64	1.15	1.56	2.22	2.92	3.75	4.68	5.02	6.44	7.31	8.33	9.56	10.1	11.6	13.2	14.5	16.5	17.8	21.4	23.3	25.4	27.5	29.9	31.1	34.1	37.1	41.1	44.7	47.7										
50	0.76	1.37	1.86	2.67	3.50	4.45	5.55	5.93	7.59	8.62	9.83	11.3	12.1	13.8	15.7	17.3	19.6	21.2	25.2	27.5	30.1	32.6	35.2	36.7	40.3	43.9	48.5	53.0	56.4										
60	0.89	1.59	2.16	3.09	4.05	5.13	6.40	6.84	8.75	10.0	11.3	13.0	14.0	16.0	18.2	20.0	22.7	24.6	29.2	31.8	34.7	37.5	40.7	42.4	46.4	50.4	55.9	61.0	65.0										
70	1.02	1.82	2.46	3.54	4.60	5.83	7.27	7.76	9.92	11.3	12.8	14.7	16.0	18.2	20.7	22.9	25.9	28.0	33.1	36.0	39.2	42.6	46.0	48.1	52.5	57.2	63.6	69.3	73.9										
80	1.14	2.04	2.75	3.96	5.15	6.53	8.12	8.67	11.1	12.6	14.3	16.5	17.9	20.5	23.3	25.6	29.0	31.6	37.1	40.3	43.9	47.7	51.3	53.6	58.7	64.0	71.2	77.8	82.6										
90	1.27	2.27	3.05	4.41	5.70	7.20	8.96	9.56	12.2	13.9	15.9	18.3	19.9	22.7	25.9	28.4	32.2	35.0	40.9	44.5	48.5	52.8	56.8	59.3	65.0	71.0	78.8	86.0	91.5										
100	1.40	2.48	3.35	4.83	6.25	7.88	9.81	10.5	13.4	15.3	17.4	20.0	21.8	25.0	28.4	31.1	35.2	38.1	44.7	48.7	53.2	58.1	62.3	65.3	71.4	78.0	86.7	94.5	101										
5	0.113	0.203	0.273	0.405	0.536	0.703	0.860	0.953	1.23	1.40	1.64	1.90	2.07	2.41	2.70	2.99	3.28	3.60	4.03	4.45	4.87	5.25	5.81	6.00	6.70	7.23	8.01	8.73	9.15										
10	0.145	0.263	0.356	0.521	0.687	0.892	1.10	1.20	1.55	1.77	2.06	2.37	2.62	2.99	3.35	3.79	4.15	4.62	5.17	5.68	6.12	6.63	7.29	7.59	8.48	9.11	10.1	10.9	11.5										
15	0.158	0.284	0.392	0.568	0.744	0.964	1.20	1.30	1.68	1.91	2.26	2.59	2.86	3.28	3.71	4.11	4.64	4.92	5.53	6.04	6.61	7.08	7.73	8.01	8.90	9.56	10.7	11.5	12.1										
20	0.158	0.284	0.392	0.568	0.744	0.964	1.20	1.30	1.68	1.91	2.26	2.59	2.86	3.28	3.71	4.11	4.64	4.92	5.53	6.04	6.61	7.08	7.73	8.01	8.90	9.56	10.7	11.5	12.1										
30	0.158	0.284	0.392	0.568	0.744	0.964	1.20	1.30	1.68	1.91	2.26	2.59	2.86	3.28	3.71	4.11	4.64	4.92	5.53	6.04	6.61	7.08	7.73	8.01	8.90	9.56	10.7	11.5	12.1										

Orifice Diameter Inches	35	37	38	39	40	41	42	43	44	45	47	48	50	52	55	60	63	67	70	73	76	79	81	86	89	94	99	100	104	109	113	120	125
Size																																	
Number																																	
Cv	0.028	0.031	0.032	0.033	0.036	0.038	0.039	0.041	0.042	0.043	0.047	0.052	0.055	0.060	0.063	0.068	0.073	0.076	0.079	0.081	0.086	0.089	0.094	0.096	0.100	0.104	0.109	0.113	0.120	0.125			
1	7.37	8.12	8.75	9.45	9.75	9.90	10.6	11.4	13.6	17.0	19.9	23.7	25.9	30.1	33.6	35.9	39.3	43.0	46.0	49.7	53.7	60.2	63.7	69.8	75.2	83.9	91.4	101	106				
5	16.3	18.0	19.3	20.6	21.6	22.5	23.9	25.6	30.1	37.3	43.0	50.6	55.3	64.2	71.6	76.5	83.5	91.3	97.5	108	116	131	138	150	162	180	195	216	229				
10	22.5	25.0	26.5	28.8	30.5	31.4	33.1	35.6	41.0	51.9	57.4	68.2	74.6	86.2	96.6	103	112	121	131	144	153	172	181	196	216	237	250	286	314				
15	27.8	30.7	32.6	35.4	37.5	38.6	40.5	43.2	50.0	62.9	69.7	82.6	90.3	104	117	125	136	147	158	174	185	207	218	235	261	286	303	345	377				
20	32.4	36.0	38.4	41.5	44.3	45.3	47.7	50.9	58.7	74.2	82.0	97.3	106	123	138	146	160	172	185	203	216	242	256	275	305	335	354	403	445				
25	37.5	41.5	44.1	47.9	50.9	52.3	54.9	58.5	67.6	85.4	94.5	112	122	141	158	168	183	198	212	233	248	278	292	316	347	381	405	464	511				
30	42.4	47.0	50.0	54.2	57.6	59.3	62.3	66.3	76.3	96.6	107	126	138	160	179	190	206	222	239	265	280	314	331	356	392	432	458	525	578				
40	52.5	58.1	67.2	67.0	71.2	73.3	76.9	82.0	94.3	119	132	156	170	196	220	233	254	273	295	324	343	384	405	439	483	532	566	648	714				
50	62.5	69.1	73.7	79.7	85.0	87.5	91.7	97.5	112	142	157	185	202	233	261	278	301	324	347	384	407	456	481	523	576	634	672	771	850				
60	72.7	80.5	86.0	92.8	99	102	107	113	130	165	182	214	233	269	301	320	347	375	400	445	473	530	559	606	667	735	760	894	985				
70	83.1	91.7	98.1	106	113	117	122	129	148	187	207	244	267	307	343	362	394	428	458	509	538	604	638	693	763	839	892	1021	1125				
80	93	103	110	119	127	131	137	145	167	210	231	273	298	343	384	405	443	481	513	570	604	678	716	778	856	943	1000	1146	1263				
90	106	115	122	132	141	146	151	161	185	231	256	303	331	379	424	447	489	532	568	631	670	750	792	860	947	1042	1106	1267	1398				
100	114	126	135	146	156	164	167	177	203	254	282	331	362	415	468	496	540	587	627	697	739	831	875	951	1047	1153	1225	1403	1545				
5	10.4	11.4	12.3	13.3	14.3	14.5	15.4	16.3	19.2	23.9	26.4	31.4	36.2	42.4	47.7	50.6	55.1	60.0	64.0	70.3	76.1	84.9	88.6	96.1	104	114	123	138	150				
10	13.1	14.4	15.4	16.6	17.6	18.0	19.2	20.3	23.6	29.4	32.7	38.6	44.9	51.7	57.6	63.4	68.9	74.8	79.9	87.9	94.9	106	110	120	130	142	153	173	187				
15	13.8	15.2	16.2	17.4	18.3	18.8	20.0	21.1	24.5	30.5	33.7	39.4	46.8	54.0	60.2	66.1	71.8	78.0	83.5	91.7	99.0	110	115	125	135	148	160	180	195				
20	13.8	15.2	16.2	17.4	18.3	18.8	20.0	21.1	24.5	30.5	33.7	39.4	46.8	54.0	60.2	66.1	71.8	78.0	83.5	91.7	99.0	110	115	125	135	148	160	180	195				
30	13.8	15.2	16.2	17.4	18.3	18.8	20.0	21.1	24.5	30.5	33.7	39.4	46.8	54.0	60.2	66.1	71.8	78.0	83.5	91.7	99.0	110	115	125	135	148	160	180	195				

Standard Conditions 70°F, 14.7 psia  
 SCFH – Standard Cu. Ft. Per Hour  
 SLPM – Standard Liters Per Minute  
 Above data obtained with Type B restrictor. Flow rates for other metal restrictors are essentially the same as for Type B. Above data supersedes previous publications.

# Metal Orifice Air Flow – SLPM

Orifice Diameter	Inches		mm		C <sub>v</sub>		K <sub>v</sub>		kPag		psig		mm Hg		in. Hg		Flow Rate														
	4	5	6	7	8	9	10	11	12	13	14	15	16	17	18	19	20	21	22	23	24	25	26	27	28	29	30	31	32	33	
0.004	0.005	0.006	0.007	0.008	0.009	0.010	0.011	0.012	0.013	0.014	0.015	0.016	0.017	0.018	0.019	0.020	0.021	0.022	0.023	0.024	0.025	0.026	0.027	0.028	0.029	0.031	0.032	0.033	0.034		
0.10	0.13	0.15	0.18	0.20	0.23	0.26	0.28	0.31	0.33	0.36	0.38	0.41	0.43	0.46	0.48	0.51	0.53	0.56	0.58	0.61	0.63	0.66	0.69	0.71	0.74	0.79	0.81	0.82	0.83	0.84	
0.00035	0.00061	0.00086	0.0012	0.0015	0.0019	0.0025	0.0028	0.0034	0.0038	0.0043	0.0050	0.0055	0.0067	0.0073	0.0080	0.0088	0.0096	0.011	0.012	0.013	0.014	0.016	0.017	0.018	0.019	0.022	0.024	0.025	0.026	0.027	
0.00030	0.00052	0.00073	0.0010	0.0013	0.0016	0.0021	0.0024	0.0029	0.0032	0.0037	0.0043	0.0047	0.0057	0.0062	0.0068	0.0075	0.0082	0.0094	0.010	0.011	0.012	0.014	0.015	0.016	0.019	0.020	0.021	0.022	0.023	0.024	
0.035	0.064	0.086	0.127	0.170	0.226	0.280	0.308	0.398	0.45	0.52	0.61	0.66	0.77	0.86	0.96	1.05	1.13	1.29	1.41	1.54	1.67	1.91	1.95	2.21	2.39	2.65	2.88	3.03	3.18	3.33	
0.09	0.16	0.21	0.30	0.40	0.52	0.65	0.71	0.92	1.06	1.21	1.41	1.54	1.76	1.98	2.22	2.47	2.65	2.97	3.24	3.53	3.83	4.34	4.44	4.94	5.31	5.86	6.42	6.80	7.18	7.56	
0.12	0.22	0.31	0.43	0.57	0.74	0.93	1.01	1.29	1.48	1.68	1.95	2.01	2.26	2.54	2.83	3.16	3.53	4.33	4.75	5.18	5.55	6.15	6.43	7.18	7.83	8.63	9.40	9.98	10.34	10.71	
0.16	0.28	0.39	0.54	0.72	0.93	1.17	1.26	1.62	1.85	2.10	2.44	2.50	2.85	3.23	3.57	4.01	4.41	5.35	5.93	6.43	6.95	7.58	7.95	8.78	9.58	10.6	11.6	12.3	12.9	13.5	
0.19	0.33	0.46	0.65	0.85	1.10	1.38	1.49	1.92	2.19	2.49	2.87	2.97	3.40	3.86	4.26	4.84	5.22	6.35	6.95	7.58	8.15	8.90	9.28	10.3	11.2	12.4	13.5	14.3	15.0	15.6	
0.22	0.39	0.53	0.75	0.98	1.27	1.59	1.71	2.20	2.50	2.86	3.28	3.42	3.92	4.45	4.91	5.59	6.01	7.30	7.95	8.55	9.38	10.2	10.7	11.7	12.8	14.2	15.4	16.3	17.1	17.8	
0.25	0.44	0.60	0.85	1.12	1.43	1.80	1.93	2.47	2.82	3.21	3.69	3.87	4.43	5.03	5.56	6.33	6.81	8.23	8.98	9.75	10.6	11.5	12.0	13.2	14.4	15.9	17.3	18.4	19.3	20.1	
0.30	0.54	0.74	1.05	1.38	1.77	2.21	2.37	3.04	3.45	3.93	4.51	4.78	5.47	6.21	6.85	7.81	8.42	10.1	11.0	12.0	13.0	14.1	14.7	16.1	17.5	19.4	21.1	22.5	23.8	25.0	
0.36	0.65	0.88	1.26	1.65	2.10	2.62	2.80	3.58	4.07	4.64	5.31	5.70	6.51	7.40	8.15	9.26	10.1	11.9	13.0	14.2	15.4	16.6	17.3	19.0	20.7	22.9	25.0	26.6	28.0	29.4	30.7
0.42	0.7	1.02	1.46	1.91	2.42	3.02	3.23	4.13	4.70	5.34	6.13	6.61	7.56	8.58	9.46	10.7	11.6	13.8	15.0	16.4	17.7	19.2	20.0	21.9	23.8	26.4	28.8	30.9	32.7	34.9	37.0
0.48	0.86	1.16	1.67	2.17	2.75	3.43	3.66	4.68	5.32	6.05	6.96	7.53	8.61	9.77	10.8	12.2	13.2	15.6	17.0	18.5	20.1	21.7	22.7	24.8	27.0	30.0	32.7	34.9	37.0	39.0	41.2
0.54	0.96	1.30	1.87	2.43	3.08	3.83	4.09	5.23	5.95	6.77	7.79	8.46	9.67	11.0	12.1	13.7	14.9	17.5	19.0	20.7	22.5	24.2	25.3	27.7	30.2	33.6	36.7	39.0	41.2	43.2	45.2
0.60	1.07	1.44	2.08	2.69	3.40	4.23	4.51	5.78	6.58	7.49	8.62	9.38	10.7	12.2	13.4	15.2	16.5	19.3	21.0	22.9	24.9	26.8	28.0	30.7	33.5	37.2	40.6	43.2	45.2	47.5	49.5
0.66	1.17	1.58	2.28	2.95	3.72	4.63	4.94	6.33	7.22	8.21	9.46	10.3	11.8	13.4	14.7	16.6	18.0	21.1	23.0	25.1	27.4	29.4	30.8	33.7	36.8	40.9	44.6	47.5	49.5	51.5	53.5

Orifice Diameter	Inches		mm		C <sub>v</sub>		K <sub>v</sub>		kPag		psig		mm Hg		in. Hg		Flow Rate													
	35	38	39	40	41	42	43	47	52	55	60	63	67	70	73	76	79	81	86	89	94	96	100	104	109	113	120	125		
0.035	0.037	0.038	0.039	0.04	0.041	0.042	0.043	0.047	0.052	0.055	0.06	0.063	0.067	0.07	0.073	0.076	0.079	0.081	0.086	0.089	0.094	0.096	0.1	0.104	0.109	0.113	0.12	0.125		
0.89	0.94	0.97	0.99	1.02	1.04	1.07	1.09	1.19	1.32	1.40	1.52	1.60	1.70	1.78	1.85	1.93	2.01	2.06	2.18	2.26	2.39	2.44	2.54	2.64	2.77	2.87	3.05	3.18		
0.028	0.031	0.032	0.033	0.036	0.038	0.039	0.041	0.048	0.059	0.068	0.081	0.088	0.1	0.11	0.12	0.13	0.14	0.15	0.17	0.18	0.20	0.21	0.23	0.25	0.27	0.31	0.34	0.37		
0.024	0.026	0.027	0.028	0.031	0.032	0.033	0.035	0.041	0.050	0.058	0.069	0.075	0.085	0.094	0.10	0.11	0.12	0.13	0.145	0.15	0.17	0.18	0.20	0.21	0.23	0.26	0.29	0.32		
3.48	3.83	4.13	4.46	4.6	4.67	4.99	5.36	6.43	8.04	9.4	11.2	12.2	14.2	15.9	16.9	18.5	20.3	21.7	23.5	25.4	28.4	30.1	32.9	35.5	39.6	43.1	47.8	50.1		
7.67	8.48	9.09	9.7	10.2	10.6	11.3	12.1	14.2	17.6	20.3	23.9	26.1	30.3	33.8	36.1	39.4	43.1	46	51.1	54.9	61.9	65	70.8	76.6	84.8	92.1	102	108		
10.6	11.8	12.5	13.6	14.4	14.8	15.6	16.8	19.4	24.5	27.1	32.2	35.2	40.7	45.6	48.5	52.9	57.3	61.6	67.9	72.3	81	85.5	92.3	102	112	118	135	148		
13.1	14.5	15.4	16.7	17.7	18.2	19.1	20.4	23.6	29.7	32.9	39	42.6	49.3	55.3	58.8	64	69.4	74.5	82.1	87.3	97.8	103	111	123	135	143	163	178		
137.9	20	15.3	17	18.1	19.6	20.9	21.4	22.5	24	27.7	35	38.7	45.9	50.1	58	65	69	75.3	81.4	87.3	95.6	102	114	121	130	144	158	167	190	210
172.4	25	17.7	19.6	20.8	22.6	24	24.7	25.9	27.6	31.9	40.3	44.6	52.8	57.7	66.7	74.7	79.3	86.4	93.5	100	110	117	131	138	149	164	180	191	219	241
206.9	30	20	22.2	23.6	25.6	27.2	28	29.4	31.3	36	45.6	50.4	59.7	65.2	75.4	84.3	89.5	97.4	105	113	125	132	148	156	168	185	204	216	248	273
275.8	40	24.8	27.4	31.7	31.6	33.6	34.6	36.3	38.7	44.5	56.3	62.2	73.6	80.3	92.7	104	110	129	139	153	162	181	191	207	228	251	267	306	337	
344.8	50	29.5	32.6	34.8	37.6	40.1	41.3	43.3	46	52.9	66.9	74	87.4	95.4	110	123	131	142	153	164	181	192	215	227	247	272	299	317	364	401
413.7	60	34.3	38	40.6	43.8	46.7	48.1	50.3	53.5	61.5	77.7	85.8	101	110	127	142	151	164	177	189	210	223	250	264	286	315	347	368	422	465
482.7	70	39.2	43.3	46.3	50	53.3	55	57.4	61	70	88.4	97.6	115	126	145	162	171	186	202	216	240	254	285	301	327	360	396	421	482	531
551.6	80	44	48.7	52.1	56.2	60	61.9	64.5	68.5	78.6	99.1	109	129	141	162	181	191	209	227	242	269	285	320	338	367	404	445	472	541	596
620.6	90	50	54.2	57.8	62.4	66.7	68.9	71.5	76	87.2	109	121	143	156	179	200	211	231	251	268	298	316	354	374	406	447	492	522	598	660
689.5	100	53.9	59.6	63.7	68.7	73.5	77.3	78.6	83.5	95.8	120	133	156	171	196	221	234	255	277	296	329	349	392	413	449	494	544	578	662	729
127	5	4.92	5.4	5.81	6.29	6.76	6.82	7.29	7.67	9.08	11.3	12.4	14.8	17.1	20	22.5	23.9	26	28.3	30.2	33.2									

# Metal Orifice Water Flow – Gallons/minute

Orifice Diameter Inches	4	5	6	7	8	9	10	11	12	13	14	15	16	17	18	19	20	21	22	23	24	25	26	27	28	29	31	32	33
1	0.00035	0.0006	0.0009	0.0012	0.0015	0.0019	0.0025	0.0028	0.0034	0.0038	0.0043	0.0050	0.0055	0.0067	0.0073	0.0080	0.009	0.010	0.011	0.012	0.013	0.014	0.016	0.017	0.018	0.019	0.022	0.024	0.025
2	0.00049	0.0009	0.0012	0.0017	0.0021	0.0027	0.0035	0.0040	0.0048	0.0054	0.0061	0.0071	0.0077	0.0078	0.0095	0.0103	0.0113	0.012	0.014	0.016	0.017	0.018	0.020	0.023	0.024	0.025	0.027	0.031	0.034
3	0.00061	0.0011	0.0015	0.0021	0.0026	0.0033	0.0043	0.0048	0.0059	0.0066	0.0074	0.0087	0.0095	0.0116	0.0126	0.0139	0.015	0.017	0.019	0.021	0.023	0.024	0.028	0.029	0.031	0.033	0.038	0.042	0.043
4	0.00070	0.0012	0.0017	0.0024	0.0030	0.0038	0.0050	0.0056	0.0068	0.0076	0.0086	0.0100	0.0110	0.0130	0.0146	0.0160	0.018	0.019	0.022	0.024	0.026	0.028	0.032	0.034	0.036	0.038	0.044	0.048	0.050
5	0.00078	0.0014	0.0019	0.0027	0.0034	0.0042	0.0056	0.0063	0.0076	0.0085	0.0102	0.0112	0.0123	0.0150	0.0163	0.0179	0.020	0.021	0.025	0.027	0.029	0.031	0.036	0.038	0.040	0.042	0.044	0.054	0.056
6	0.00086	0.0015	0.0021	0.0029	0.0037	0.0047	0.0061	0.0069	0.0083	0.0093	0.0105	0.0122	0.0135	0.0164	0.0179	0.0196	0.022	0.024	0.027	0.029	0.032	0.034	0.039	0.042	0.044	0.047	0.054	0.059	0.061
7	0.00093	0.0016	0.0023	0.0032	0.0040	0.0050	0.0066	0.0074	0.0090	0.0101	0.0114	0.0132	0.0146	0.0177	0.0193	0.0212	0.023	0.025	0.029	0.032	0.034	0.037	0.042	0.045	0.048	0.050	0.058	0.063	0.066
8	0.00099	0.0017	0.0024	0.0034	0.0044	0.0054	0.0071	0.0079	0.0096	0.0107	0.0122	0.0141	0.0156	0.0190	0.0206	0.0226	0.025	0.027	0.031	0.034	0.037	0.040	0.045	0.048	0.051	0.054	0.062	0.068	0.071
9	0.00105	0.0018	0.0026	0.0036	0.0046	0.0057	0.0075	0.0084	0.0102	0.0114	0.0129	0.0147	0.0165	0.0201	0.0219	0.0240	0.026	0.029	0.033	0.036	0.039	0.044	0.048	0.051	0.054	0.057	0.066	0.072	0.075
10	0.00111	0.0019	0.0027	0.0038	0.0047	0.0060	0.0079	0.0089	0.0108	0.0120	0.0136	0.0158	0.0174	0.0212	0.0231	0.0253	0.028	0.030	0.035	0.038	0.041	0.044	0.051	0.054	0.057	0.060	0.070	0.076	0.079
15	0.00136	0.0024	0.0033	0.0046	0.0058	0.0074	0.0097	0.0108	0.0132	0.0147	0.0167	0.0194	0.0213	0.0259	0.0283	0.0310	0.034	0.037	0.043	0.046	0.050	0.054	0.062	0.066	0.070	0.074	0.085	0.093	0.097
20	0.00157	0.0027	0.0038	0.0054	0.0067	0.0085	0.0112	0.0125	0.0152	0.0170	0.0192	0.0224	0.0246	0.0300	0.0326	0.0358	0.039	0.043	0.049	0.054	0.058	0.063	0.072	0.076	0.080	0.085	0.098	0.107	0.112
30	0.00192	0.0033	0.0047	0.0066	0.0082	0.0104	0.0137	0.0153	0.0186	0.0208	0.0236	0.0274	0.0301	0.0367	0.0400	0.0438	0.048	0.053	0.060	0.066	0.071	0.077	0.088	0.093	0.099	0.104	0.120	0.131	0.137
40	0.00221	0.0039	0.0054	0.0076	0.0095	0.0120	0.0158	0.0177	0.0215	0.0240	0.0272	0.0316	0.0348	0.0424	0.0462	0.0506	0.056	0.061	0.070	0.076	0.082	0.089	0.101	0.108	0.114	0.120	0.139	0.152	0.158
50	0.00247	0.0043	0.0061	0.0085	0.0106	0.0134	0.0177	0.0198	0.0240	0.0269	0.0304	0.0354	0.0389	0.0474	0.0516	0.0566	0.062	0.068	0.078	0.085	0.092	0.099	0.113	0.120	0.127	0.134	0.156	0.170	0.177
60	0.00271	0.0047	0.0067	0.0093	0.0116	0.0147	0.0194	0.0217	0.0263	0.0294	0.0333	0.0387	0.0426	0.0519	0.0565	0.0620	0.068	0.074	0.082	0.091	0.101	0.108	0.124	0.132	0.139	0.147	0.170	0.186	0.194
70	0.00293	0.0051	0.0072	0.0100	0.0125	0.0159	0.0209	0.0234	0.0284	0.0318	0.0360	0.0418	0.0460	0.0561	0.0611	0.0669	0.074	0.080	0.089	0.100	0.109	0.117	0.134	0.142	0.151	0.159	0.184	0.201	0.209
80	0.00313	0.0055	0.0077	0.0107	0.0134	0.0170	0.0224	0.0250	0.0304	0.0340	0.0385	0.0447	0.0492	0.0599	0.0653	0.0716	0.079	0.086	0.098	0.107	0.116	0.125	0.143	0.152	0.161	0.170	0.197	0.215	0.224
90	0.00332	0.0058	0.0082	0.0114	0.0142	0.0180	0.0237	0.0266	0.0323	0.0360	0.0408	0.0474	0.0522	0.0636	0.0693	0.0759	0.083	0.091	0.104	0.114	0.123	0.133	0.152	0.161	0.171	0.180	0.209	0.228	0.237
100	0.00350	0.0061	0.0086	0.0120	0.0150	0.0190	0.0250	0.0280	0.0340	0.0380	0.0430	0.0500	0.0550	0.0670	0.0730	0.0800	0.088	0.096	0.110	0.120	0.130	0.140	0.160	0.170	0.180	0.190	0.220	0.240	0.250

O'Keefe Controls Co. Supply Pressure - psig P.O. BOX Q • TRUMBULL, CT 06611 • CT PHONE (203) 261-6711 • TOLL FREE PHONE (800) 533-3285 • FAX (203) 261-8331

Orifice Diameter Inches	35	37	38	39	40	41	42	43	44	47	52	55	60	63	67	70	73	76	79	81	86	89	94	96	100	104	109	113	120	125
1	0.028	0.031	0.032	0.033	0.036	0.038	0.041	0.042	0.043	0.047	0.052	0.055	0.06	0.063	0.067	0.07	0.073	0.076	0.079	0.081	0.086	0.089	0.094	0.096	0.1	0.104	0.109	0.113	0.12	0.125
2	0.040	0.044	0.045	0.047	0.051	0.054	0.058	0.068	0.071	0.083	0.102	0.118	0.140	0.152	0.173	0.191	0.208	0.225	0.242	0.260	0.294	0.312	0.346	0.364	0.398	0.433	0.468	0.537	0.589	0.641
3	0.048	0.054	0.055	0.057	0.062	0.066	0.068	0.071	0.083	0.102	0.118	0.140	0.152	0.173	0.191	0.208	0.225	0.242	0.260	0.294	0.312	0.346	0.364	0.398	0.433	0.468	0.537	0.589	0.641	
4	0.056	0.062	0.064	0.066	0.072	0.076	0.078	0.082	0.096	0.118	0.136	0.162	0.176	0.200	0.220	0.240	0.260	0.280	0.300	0.340	0.360	0.400	0.420	0.460	0.500	0.540	0.620	0.680	0.740	
5	0.063	0.069	0.072	0.074	0.080	0.085	0.087	0.092	0.107	0.132	0.152	0.181	0.197	0.224	0.246	0.268	0.291	0.313	0.335	0.380	0.402	0.447	0.470	0.514	0.559	0.604	0.693	0.760	0.827	
6	0.069	0.076	0.078	0.081	0.088	0.093	0.096	0.100	0.118	0.145	0.167	0.198	0.216	0.245	0.269	0.294	0.318	0.343	0.367	0.416	0.441	0.490	0.514	0.563	0.612	0.661	0.759	0.833	0.906	
7	0.074	0.082	0.085	0.087	0.095	0.101	0.103	0.108	0.127	0.156	0.180	0.214	0.233	0.265	0.291	0.317	0.344	0.370	0.397	0.450	0.476	0.529	0.556	0.609	0.661	0.714	0.820	0.900	0.979	
8	0.079	0.088	0.091	0.093	0.102	0.107	0.110	0.116	0.136	0.167	0.192	0.229	0.249	0.283	0.311	0.339	0.368	0.396	0.424	0.481	0.509	0.566	0.594	0.651	0.707	0.764	0.877	0.962	1.047	
9	0.084	0.093	0.096	0.099	0.108	0.114	0.117	0.123	0.144	0.177	0.204	0.243	0.264	0.300	0.330	0.360	0.390	0.420	0.450	0.510	0.540	0.600	0.630	0.690	0.750	0.810	0.930	1.020	1.110	
10	0.089	0.098	0.101	0.104	0.114	0.120	0.123	0.130	0.152	0.187	0.215	0.256	0.278	0.316	0.348	0.379	0.411	0.443	0.474	0.538	0.569	0.632	0.664	0.727	0.791	0.854	0.980	1.075	1.170	
15	0.108	0.120	0.124	0.128	0.139	0.147	0.151	0.159	0.186	0.229	0.263	0.314	0.341	0.387	0.426	0.465	0.503	0.542	0.581	0.668	0.697	0.775	0.813	0.891	0.968	1.046	1.201	1.317	1.433	
20	0.125	0.139	0.143	0.148	0.161	0.170	0.174	0.183	0.215	0.264	0.304	0.362	0.394	0.448	0.492	0.537	0.581	0.626	0.671	0.760	0.806	0.894	0.939	1.029	1.118	1.207	1.386	1.521	1.655	
30	0.153	0.170	0.175	0.181	0.197	0.208	0.214	0.225	0.263	0.323	0.372	0.444	0.482	0.548	0.602	0.657	0.712	0.767	0.822	0.931	0.986	1.095	1.150	1.260	1.369	1.479	1.698	1.862	2.027	
40	0.177	0.196	0.202	0.209	0.228	0.240	0.247	0.259	0.304	0.373	0.430	0.512	0.557	0.632	0.696	0.759	0.822	0.885	0.949	1.075	1.138	1.265	1.328	1.455	1.581	1.708	1.981	2.150	2.340	
50	0.198	0.219	0.226	0.233	0.255	0.269	0.276	0.290	0.339	0.417	0.481	0.573	0.622	0.707	0.778	0.849	0.919	0.990	1.061	1.202	1.273	1.414	1.485	1.626	1.768	1.909	2.192	2.404	2.616	
60	0.217	0.240	0.248	0.256	0.279	0.294	0.302	0.318	0.372	0.457	0.527	0.627	0.682	0.787	0.852	0.930	1.007	1.084	1.162	1.317	1.394	1.549	1.627	1.782	1.936	2.091	2.401	2.634	2.866	
70	0.234	0.259	0.268	0.276	0.301	0.318	0.326	0.343	0.402	0.494	0.569	0.678	0.736	0.837	0.902	1.004	1.088	1.171	1.255	1.422	1.506	1.673	1.757	1.924	2.092	2.259	2.594	2.845	3.096	
80																														

# Metal Orifice Water Flow – Liters/minute

Orifice Diameter Inches	4	5	6	7	8	9	10	11	12	13	14	15	16	17	18	19	20	21	22	23	24	25	26	27	28	29	31	32	33
1	0.0013	0.0023	0.0033	0.0045	0.0057	0.0072	0.0095	0.0106	0.0129	0.0144	0.0163	0.0189	0.0208	0.0254	0.0276	0.0303	0.033	0.036	0.042	0.045	0.049	0.053	0.061	0.064	0.068	0.072	0.083	0.091	0.095
2	0.0019	0.0033	0.0046	0.0064	0.0080	0.0102	0.0134	0.0150	0.0182	0.0203	0.0230	0.0268	0.0294	0.0359	0.0391	0.0428	0.047	0.051	0.059	0.064	0.070	0.075	0.086	0.091	0.096	0.102	0.118	0.128	0.134
3	0.0023	0.0040	0.0056	0.0079	0.0098	0.0125	0.0164	0.0184	0.0223	0.0249	0.0282	0.0328	0.0361	0.0439	0.0479	0.0525	0.058	0.063	0.072	0.079	0.085	0.092	0.105	0.111	0.118	0.125	0.144	0.157	0.164
4	0.0026	0.0046	0.0065	0.0091	0.0114	0.0144	0.0189	0.0212	0.0257	0.0288	0.0326	0.0379	0.0416	0.0507	0.0553	0.0606	0.067	0.073	0.083	0.091	0.098	0.106	0.121	0.129	0.136	0.144	0.167	0.182	0.189
5	0.0030	0.0052	0.0073	0.0102	0.0127	0.0161	0.0212	0.0237	0.0288	0.0322	0.0364	0.0423	0.0466	0.0567	0.0618	0.0677	0.074	0.081	0.093	0.102	0.110	0.119	0.135	0.144	0.152	0.161	0.186	0.203	0.212
6	0.0032	0.0057	0.0080	0.0111	0.0139	0.0176	0.0232	0.0260	0.0315	0.0352	0.0399	0.0464	0.0510	0.0621	0.0677	0.0742	0.082	0.089	0.102	0.111	0.121	0.130	0.148	0.158	0.167	0.176	0.204	0.223	0.232
7	0.0035	0.0061	0.0086	0.0120	0.0150	0.0190	0.0250	0.0280	0.0341	0.0381	0.0431	0.0501	0.0551	0.0671	0.0731	0.0801	0.088	0.096	0.110	0.120	0.130	0.140	0.160	0.170	0.180	0.190	0.220	0.240	0.250
8	0.0037	0.0065	0.0092	0.0128	0.0161	0.0203	0.0268	0.0300	0.0364	0.0407	0.0460	0.0535	0.0589	0.0717	0.0782	0.0851	0.094	0.103	0.118	0.128	0.139	0.150	0.171	0.182	0.193	0.203	0.236	0.257	0.268
9	0.0040	0.0069	0.0098	0.0136	0.0170	0.0216	0.0284	0.0318	0.0386	0.0432	0.0488	0.0568	0.0625	0.0761	0.0829	0.0908	0.100	0.109	0.125	0.136	0.148	0.159	0.182	0.193	0.204	0.216	0.250	0.273	0.284
10	0.0042	0.0073	0.0103	0.0144	0.0180	0.0227	0.0299	0.0335	0.0407	0.0455	0.0515	0.0599	0.0658	0.0802	0.0874	0.0958	0.105	0.115	0.132	0.144	0.156	0.168	0.192	0.203	0.215	0.227	0.263	0.287	0.299
15	0.0051	0.0089	0.0126	0.0176	0.0220	0.0279	0.0367	0.0411	0.0498	0.0557	0.0630	0.0733	0.0806	0.0982	0.1070	0.1173	0.129	0.141	0.161	0.176	0.191	0.205	0.235	0.249	0.264	0.279	0.323	0.352	0.367
20	0.0059	0.0103	0.0146	0.0203	0.0254	0.0322	0.0423	0.0474	0.0578	0.0643	0.0728	0.0846	0.0931	0.1134	0.1236	0.1354	0.149	0.163	0.186	0.203	0.220	0.237	0.271	0.288	0.305	0.322	0.372	0.406	0.423
30	0.0073	0.0126	0.0178	0.0249	0.0311	0.0394	0.0518	0.0581	0.0705	0.0788	0.0892	0.1037	0.1140	0.1389	0.1514	0.1659	0.182	0.199	0.228	0.249	0.270	0.290	0.332	0.352	0.373	0.394	0.456	0.498	0.518
40	0.0084	0.0146	0.0206	0.0287	0.0359	0.0455	0.0599	0.0670	0.0814	0.0910	0.1029	0.1197	0.1317	0.1604	0.1748	0.1915	0.211	0.230	0.263	0.287	0.311	0.335	0.383	0.407	0.431	0.455	0.527	0.575	0.599
50	0.0094	0.0163	0.0230	0.0321	0.0402	0.0509	0.0669	0.0749	0.0910	0.1017	0.1151	0.1338	0.1472	0.1793	0.1954	0.2141	0.236	0.257	0.294	0.321	0.348	0.375	0.428	0.455	0.482	0.509	0.589	0.642	0.669
60	0.0103	0.0179	0.0252	0.0352	0.0440	0.0557	0.0733	0.0821	0.0997	0.1114	0.1261	0.1466	0.1613	0.1965	0.2140	0.2346	0.258	0.281	0.323	0.352	0.381	0.411	0.469	0.498	0.528	0.567	0.645	0.704	0.733
70	0.0111	0.0193	0.0272	0.0380	0.0475	0.0602	0.0792	0.0887	0.1077	0.1203	0.1362	0.1584	0.1742	0.2122	0.2312	0.2534	0.279	0.304	0.348	0.380	0.412	0.443	0.507	0.538	0.570	0.609	0.643	0.745	0.813
80	0.0119	0.0207	0.0291	0.0406	0.0508	0.0643	0.0846	0.0948	0.1151	0.1287	0.1456	0.1693	0.1862	0.2288	0.2472	0.2709	0.298	0.325	0.372	0.406	0.440	0.474	0.542	0.576	0.609	0.643	0.745	0.813	0.846
90	0.0126	0.0219	0.0309	0.0431	0.0539	0.0682	0.0898	0.1006	0.1221	0.1365	0.1544	0.1796	0.1975	0.2406	0.2622	0.2873	0.316	0.345	0.395	0.431	0.467	0.503	0.575	0.610	0.646	0.682	0.790	0.862	0.898
100	0.0132	0.0231	0.0326	0.0454	0.0568	0.0719	0.0946	0.1060	0.1287	0.1438	0.1628	0.1893	0.2082	0.2536	0.2763	0.3028	0.333	0.363	0.416	0.454	0.492	0.530	0.606	0.644	0.681	0.719	0.833	0.908	0.946

Orifice Diameter Inches	35	37	38	39	40	41	42	43	44	45	50	55	60	63	67	70	73	76	79	81	86	89	94	96	100	104	109	113	120	125
1	0.035	0.037	0.038	0.039	0.04	0.041	0.042	0.043	0.047	0.052	0.055	0.06	0.063	0.066	0.07	0.073	0.076	0.079	0.081	0.086	0.089	0.094	0.096	0.1	0.104	0.109	0.113	0.12	0.125	
2	0.028	0.031	0.032	0.033	0.034	0.036	0.038	0.041	0.048	0.059	0.068	0.081	0.088	0.100	0.110	0.120	0.130	0.140	0.150	0.170	0.180	0.200	0.210	0.230	0.250	0.270	0.310	0.340	0.370	
3	0.106	0.117	0.121	0.125	0.136	0.144	0.148	0.155	0.182	0.223	0.257	0.307	0.333	0.379	0.416	0.454	0.492	0.530	0.568	0.644	0.681	0.757	0.795	0.871	0.946	1.022	1.173	1.287	1.401	
4	0.150	0.166	0.171	0.177	0.193	0.203	0.209	0.219	0.257	0.316	0.364	0.434	0.471	0.535	0.589	0.642	0.696	0.749	0.803	0.910	0.964	1.071	1.124	1.231	1.338	1.445	1.660	1.820	1.981	
5	0.184	0.203	0.210	0.216	0.236	0.249	0.256	0.269	0.315	0.387	0.446	0.531	0.577	0.656	0.721	0.787	0.852	0.918	0.983	1.115	1.180	1.311	1.377	1.508	1.639	1.770	2.033	2.229	2.426	
6	0.212	0.235	0.242	0.250	0.273	0.288	0.295	0.310	0.363	0.447	0.515	0.613	0.666	0.757	0.833	0.908	0.984	1.060	1.136	1.287	1.363	1.514	1.590	1.741	1.893	2.044	2.347	2.574	2.801	
7	0.237	0.262	0.271	0.279	0.305	0.322	0.330	0.347	0.406	0.499	0.576	0.686	0.745	0.846	0.931	1.016	1.100	1.185	1.270	1.439	1.524	1.693	1.778	1.947	2.116	2.285	2.624	2.878	3.132	
8	0.260	0.287	0.297	0.306	0.334	0.352	0.362	0.380	0.445	0.547	0.631	0.751	0.816	0.927	1.020	1.113	1.205	1.298	1.391	1.576	1.669	1.854	1.947	2.133	2.318	2.504	2.874	3.153	3.431	
9	0.300	0.332	0.343	0.353	0.385	0.407	0.418	0.439	0.514	0.632	0.728	0.867	0.942	1.071	1.178	1.285	1.392	1.499	1.606	1.820	1.927	2.141	2.248	2.463	2.677	2.891	3.319	3.640	3.961	
10	0.335	0.371	0.383	0.395	0.431	0.455	0.467	0.491	0.575	0.706	0.814	0.970	1.053	1.197	1.317	1.436	1.556	1.676	1.796	2.035	2.155	2.394	2.514	2.753	2.993	3.232	3.711	4.070	4.429	
15	0.411	0.454	0.469	0.484	0.528	0.557	0.572	0.601	0.704	0.865	0.997	1.181	1.290	1.466	1.613	1.759	1.906	2.053	2.199	2.492	2.639	2.932	3.079	3.372	3.665	3.958	4.545	4.985	5.424	
20	0.581	0.643	0.663	0.684	0.746	0.788	0.809	0.850	0.995	1.235	1.410	1.679	1.825	2.073	2.281	2.488	2.695	2.903	3.110	3.525	3.732	4.147	4.354	4.764	5.183	5.598	6.427	7.049	7.671	
30	0.670	0.742	0.766	0.790	0.862	0.910	0.934	0.982	1.149	1.413	1.628	1.939	2.107	2.394	2.634	2.873	3.112	3.352	3.591	4.070	4.309	4.788	5.028	5.506	5.985	6.464	7.422	8.140	8.868	
40	0.821	0.909	0.938	0.968	1.056	1.114	1.144	1.202	1.407	1.730	1.994	2.375	2.580	2.932	3.225	3.519	3.812	4.105	4.398	4.985	5.278	5.864	6.158	6.744	7.330	7.917	9.090	9.969	10.849	
50	0.887	0.962	1.013																											