




# Miniature Stainless Steel Fittings and Screens

**Barb Fittings • Pipe Fittings • In-Line Screens**



**Adapters • Couplings • Nipples • Barbs • Plugs • Bulkheads  
1/8", 1/4", 1/2" NPT • 1/16", 1/8" Barbs • 10-32 Threads • Inserts**

**Fax** (203) 261-8331  
**Mailing Address**  
P.O. Box Q  
Trumbull, CT 06611  
Form OK-240R1

**Toll Free Phone** (800) 533-3285

**CT Phone** (203) 261-6711  
**Location**  
4 Maple Drive  
Monroe, CT 06468


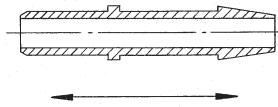
**O'Keefe Controls Co.**

**website** [www.okcc.com](http://www.okcc.com) • **e-mail** [ca@okcc.com](mailto:ca@okcc.com)

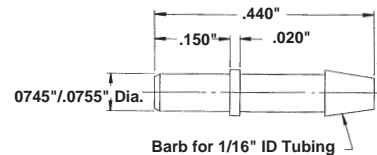
# Miniature Stainless Steel Fittings

## Description

### BARB INSERT


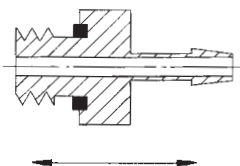


Part Number **TB-52-SS**  
For 1/16" ID Tubing

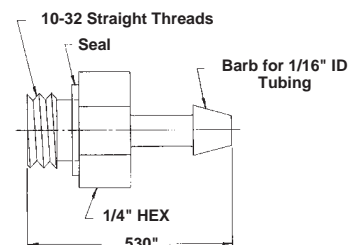


Press fit into bore .0730"/.0735"  
(adhesive recommended)


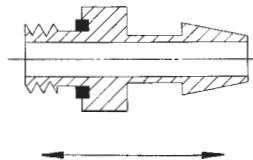
### BARB ADAPTER



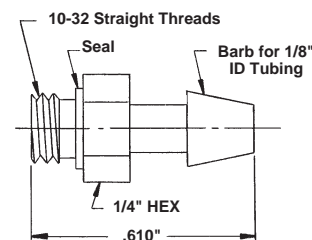
Part Number **M-48-SS**  
For 1/16" ID Tubing




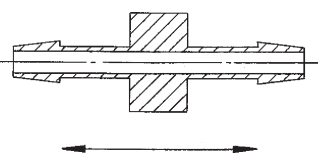
### BARB ADAPTER



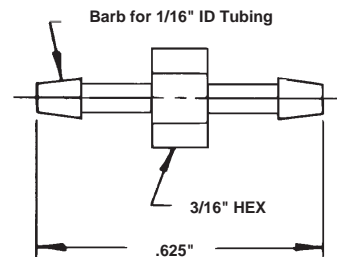
Part Number **N-96-SS**  
For 1/8" ID Tubing




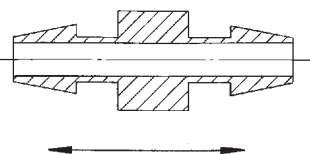
### BARB COUPLING



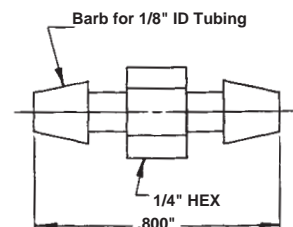
Part Number **T-48-SS**  
For 1/16" ID Tubing



### BARB COUPLING



Part Number **W-96-SS**  
For 1/8" ID Tubing



## GENERAL SPECIFICATIONS

Barb or 10-32 Connections

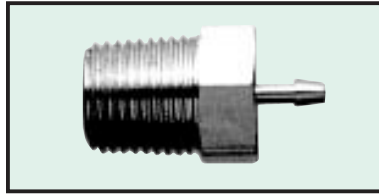
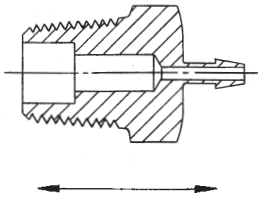
Maximum Operating Pressure – 125 psig

Materials of Construction — Body - 303 SS • Seals - Viton

Fluid Media – Air, Water, Gases and Liquids compatible with materials of construction

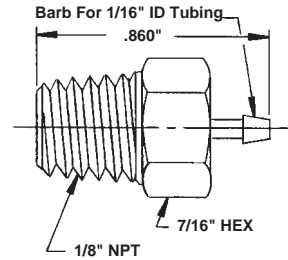
## Description

### BARB ADAPTER


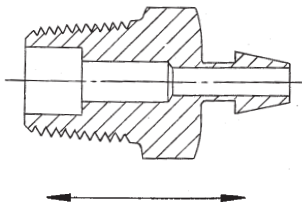


Part Number **BT-48-SS**  
For 1/16" ID Tubing

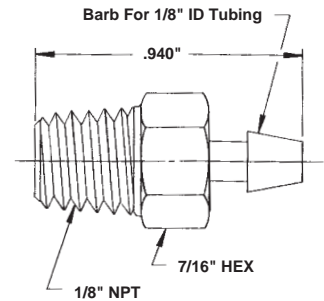
## Dimensions




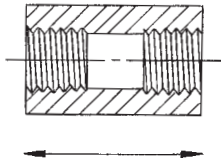
### BARB ADAPTER



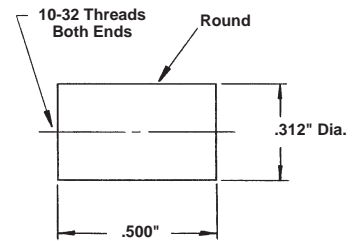
Part Number **BW-96-SS**  
For 1/8" ID Tubing




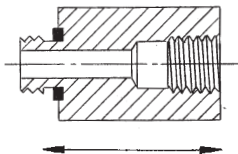
### 10-32 COUPLING



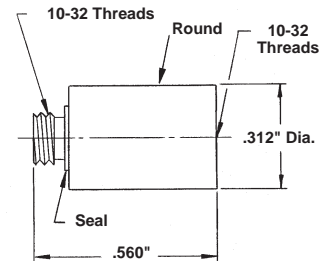
Part Number **FF-96-SS**




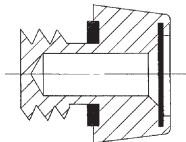
### 10-32 ADAPTER



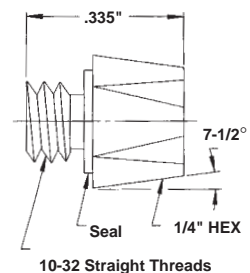
Part Number **FM-96-SS**



### 10-32 PLUG



Part Number **QX-0-SS**



## GENERAL SPECIFICATIONS

Barb or 10-32 Connections

Maximum Operating Pressure – 125 psig


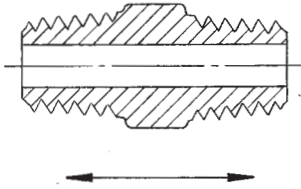
Materials of Construction — Body - 303 SS • Seals - Viton

Fluid Media – Air, Water, Gases and Liquids compatible with materials of construction

# Miniature Stainless Steel Fittings

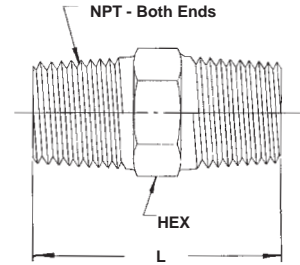
## Description

### HEX PIPE NIPPLE


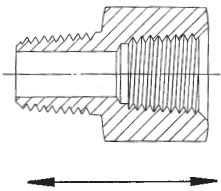


| Part Number    | Dim. L | HEX   | NPT  |
|----------------|--------|-------|------|
| B-191-SS ..... | .97"   | 7/16" | 1/8" |
| E-312-SS ..... | 1.38"  | 9/16" | 1/4" |

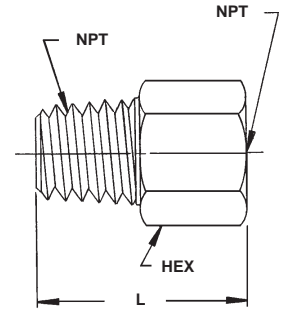
## Dimensions



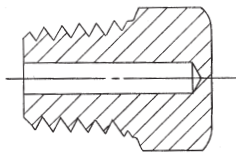
### PIPE ADAPTER



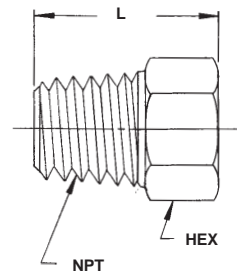
| Part Number    | Dim. L | HEX     | NPT  |
|----------------|--------|---------|------|
| D-159-SS ..... | .88"   | 9/16"   | 1/8" |
| G-312-SS ..... | 1.25"  | 3/4"    | 1/4" |
| H-312-SS ..... | 1.69"  | 1-1/16" | 1/2" |




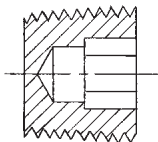
### PIPE PLUG



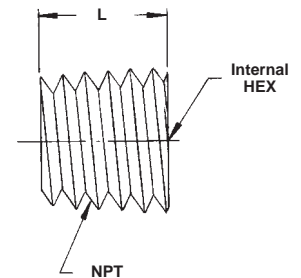
| Part Number   | Dim. L | HEX   | NPT  |
|---------------|--------|-------|------|
| BM-0-SS ..... | .580"  | 7/16" | 1/8" |
| EM-0-SS ..... | .800"  | 9/16" | 1/4" |




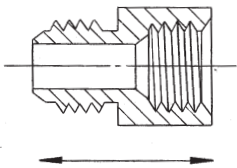
### PIPE PLUG



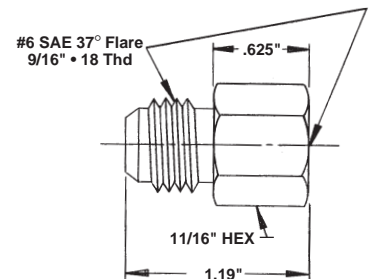
| Part Number   | Dim. L | HEX   | NPT  |
|---------------|--------|-------|------|
| BH-0-SS ..... | .30"   | 3/16" | 1/8" |
| EH-0-SS ..... | .46"   | 1/4"  | 1/4" |



### SAE 37° FLARE ADAPTER



Part Number **CFJ6-295-SS**



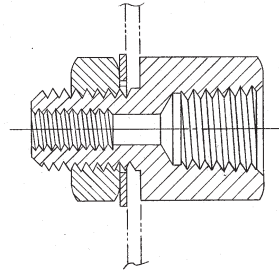
## GENERAL SPECIFICATIONS

Pipe Connections/SAE 37° Flare  
 Maximum Operating Pressure – 4000 psig  
 Materials of Construction – 303 SS


Fluid Media – Air, Water, Gases and Liquids compatible with materials of construction

## Description

10-32 x 1/8" NPT

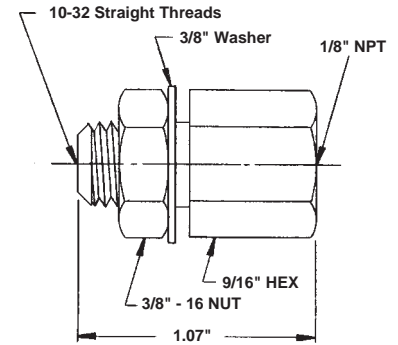


## Bulkhead Fittings




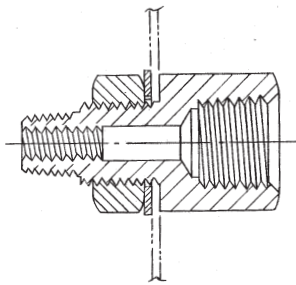
Part Number BUK1-159-SS

## Dimensions

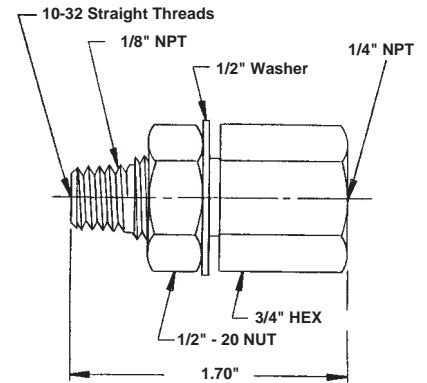


10-32 x 1/4" NPT

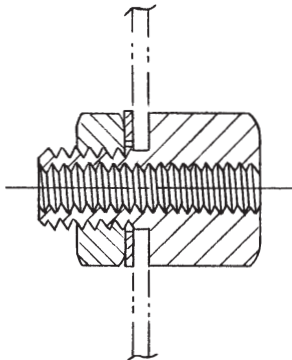
1/8" NPT x 1/4" NPT



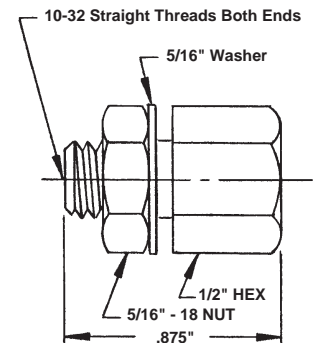
Part Number BUK2-159-SS




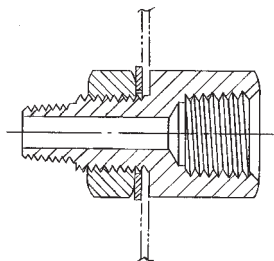
10-32 x 10-32



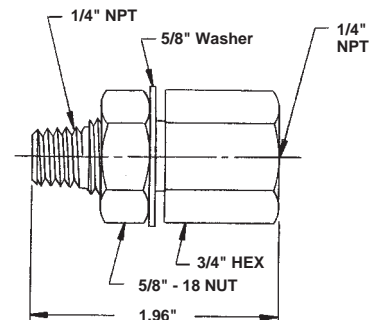
Part Number BUK3-159-SS



1/4" NPT x 1/4" NPT



Part Number BUK4-219-SS



## GENERAL SPECIFICATIONS

### Bulkhead Connectors

**Maximum Operating Pressure** – Pipe Connections – 4000 psig • 10-32 Connections – 125 psig


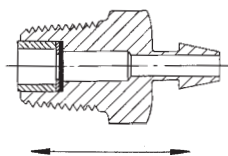
**Materials of Construction** – Body – 303 SS • Nuts/Washers – 303 SS

**Fluid Media** – Air, Water, Gases and Liquids compatible with materials of construction

# Miniature Stainless Steel Fittings – Integral Screens

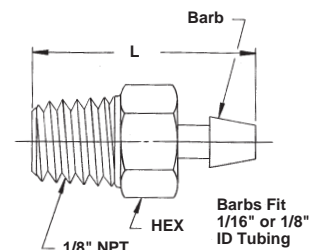
## Description

### BARB ADAPTER

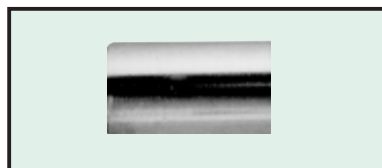
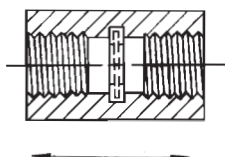


| Part Number    | Dim. L | HEX   | Tubing |
|----------------|--------|-------|--------|
| BTS-*-SS ..... | .860"  | 7/16" | 1/16"  |
| BWS-*-SS ..... | .940"  | 7/16" | 1/8"   |

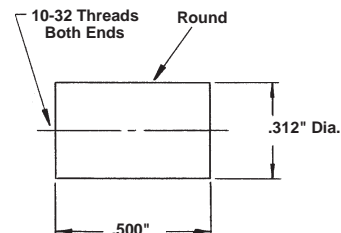
## Dimensions




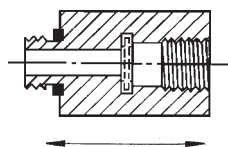
### 10-32 COUPLING



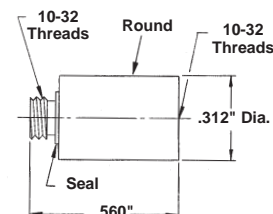
Part Number **FFS-\*-SS**




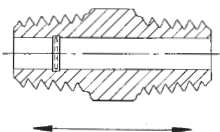
### 10-32 ADAPTER



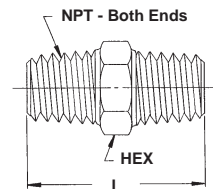
Part Number **FMS-\*-SS**



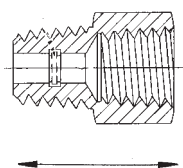
### HEX NIPPLE



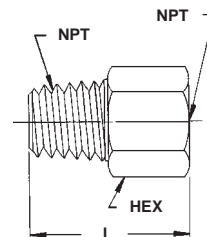
| Part Number    | Dim. L | HEX   | NPT  |
|----------------|--------|-------|------|
| BSO-*-SS ..... | .97"   | 7/16" | 1/8" |
| ESO-*-SS ..... | 1.38"  | 9/16" | 1/4" |



### PIPE ADAPTER



| Part Number    | Dim. L | HEX   | NPT  |
|----------------|--------|-------|------|
| DSO-*-SS ..... | .880"  | 9/16" | 1/8" |
| GSO-*-SS ..... | 1.250" | 3/4"  | 1/4" |



**\* SCREEN MICRON RATINGS** – Replace \* in part number with designation shown below.

| PARTICLE RETENTION |       | DESIGNATION IN | PART NUMBER EXAMPLES |  |
|--------------------|-------|----------------|----------------------|--|
| MICRON             | INCH  | PART NUMBER    |                      |  |
| 10                 | .0004 | 1              | <b>ESO-1-SS</b>      | Type ESO Hex Nipple with 10 micron screen    |
| 15                 | .0006 | 2              | <b>BWS-2-SS</b>      | Type BWS Adapter with 15 micron screen       |
| 25                 | .0010 | 5              | <b>FMS-5-SS</b>      | Type FMS 10-32 Adapter with 25 micron screen |
| 100                | .0040 | 20             | <b>DSO-20-SS</b>     | Type DSO Pipe Adapter with 100 micron screen |

## GENERAL SPECIFICATIONS – Integral Screens

**Maximum Operating Pressure** — Pipe Connections - 4000 psig; 10-32 Connections - 125 psig; Barb Connections - 125 psig

**Maximum Operating Pressure Differential Across Screen** — 100 psig


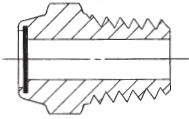
**Materials of Construction** — Body - 303 SS • Seals - Viton • Screens - 304 SS

**Fluid Media** – Air, Water, Gases and Liquids compatible with materials of construction

# Miniature Stainless Steel Fittings – Integral Screens

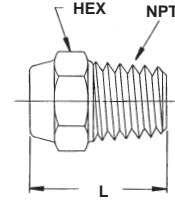
## Description

### BREATHER


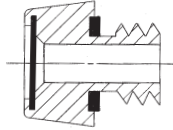


| Part Number    | Dim. L | HEX   | NPT  |
|----------------|--------|-------|------|
| BMB-*-SS ..... | .650"  | 7/16" | 1/8" |
| EMB-*-SS ..... | .900"  | 9/16" | 1/4" |

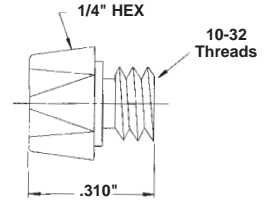
## Dimensions



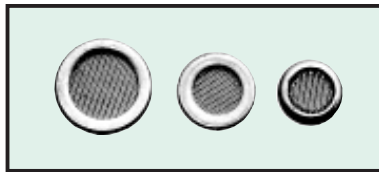
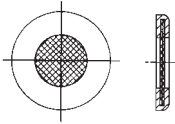
### BREATHER



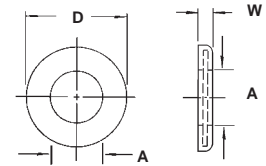
Part Number QSB-\*-SS




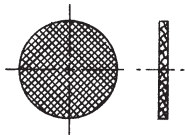
### BOUND SCREEN



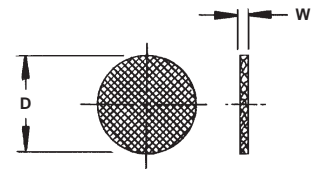
| Part Number | D     | W     | A    |
|-------------|-------|-------|------|
| SSA-* ..... | .211" | .030" | .10" |
| SSB-* ..... | .254" | .030" | .15" |
| SSC-* ..... | .312" | .030" | .22" |



### PLAIN SCREEN

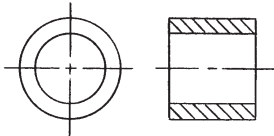


| Part Number | D     | W**        |
|-------------|-------|------------|
| XSA-* ..... | .211" | .005/.010" |
| XSB-* ..... | .254" | .005/.010" |
| XSC-* ..... | .312" | .005/.010" |
| XSD-* ..... | .165" | .005/.010" |

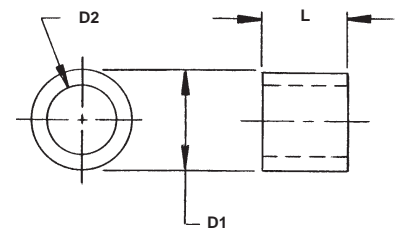


\*\*Screen thickness range

### SCREEN SLEEVE



| Part Number  | L     | D1    | D2    | Press Fit Bore |
|--------------|-------|-------|-------|----------------|
| PFA-SS ..... | .188" | .222" | .156" | .219/.220"     |
| PFC-SS ..... | .188" | .323" | .250" | .320/.321"     |



**\* SCREEN MICRON RATINGS** – Replace \* in part number with designation shown below.

| PARTICLE RETENTION |       | DESIGNATION IN |          | PART NUMBER EXAMPLES                         |  |
|--------------------|-------|----------------|----------|--|--|
| MICRON             | INCH  | PART NUMBER    |          |  |  |
| 10                 | .0004 | 1              | SSA-1    | Bound Screen - .211" Dia.; 10 micron screen  |  |
| 15                 | .0006 | 2              | QSB-2-SS | Type QSB Breather with 15 micron screen      |  |
| 25                 | .0010 | 5              | XSB-5    | Plain Screen - Type XSB; 25 micron screen    |  |
| 100                | .0040 | 20             | SSC-20   | Bound Screen - .312" Dia.; 100 micron screen |  |

## GENERAL SPECIFICATIONS – Integral Screens

**Maximum Operating Pressure** — Pipe Connections - 4000 psig; 10-32 Connections - 125 psig; Barb Connections - 125 psig

**Maximum Operating Pressure Differential Across Screen** - 100 psig

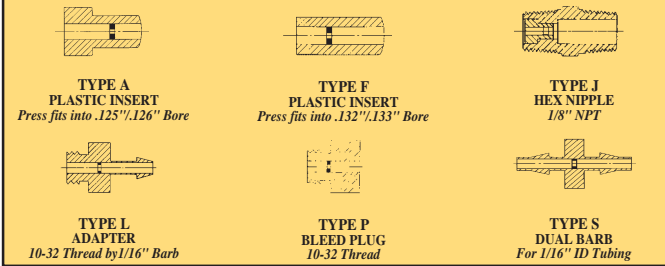
**Materials of Construction** — Body - 303 SS • Seals - Viton • Screens - 304 SS

**Fluid Media** – Air, Water, Gases and Liquids compatible with materials of construction

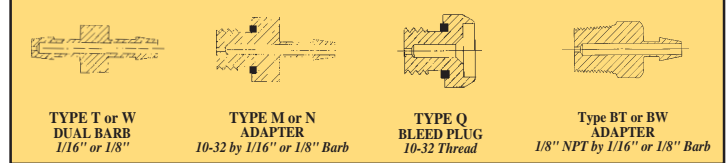
# Precision Orifices and Fluid Control Products

REQUEST CATALOG NO. 11 FOR DETAILS ON THESE PRODUCTS

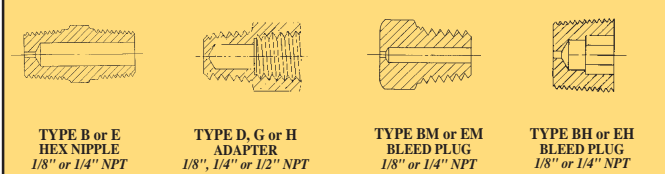
## Sapphire Orifice Assemblies – Pages 4-5



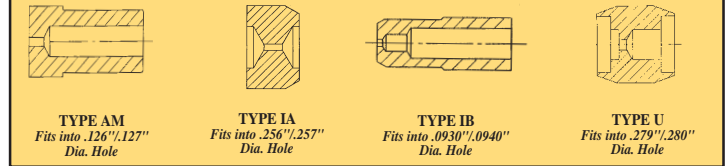
## Metal Barb Orifices – Pages 6-7, 17-19



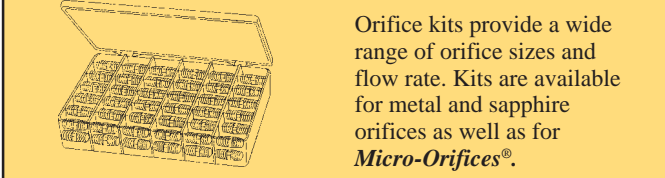
## Metal NPT Orifices – Pages 8-9, 17-19



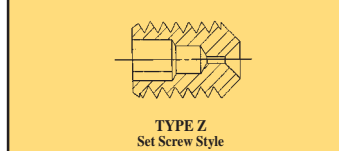
## Orifice Inserts - Press Fit – Page 10



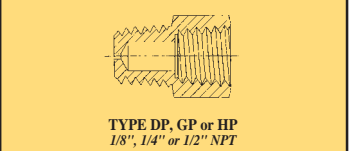
## Orifice Kits – Pages 26-27



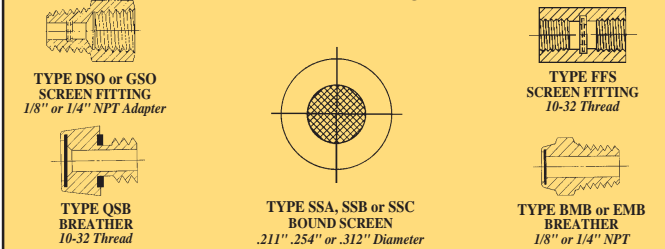
## Threaded Inserts – Page 11



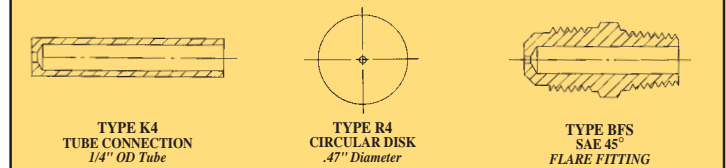
## Pressure Snubbers – Page 25



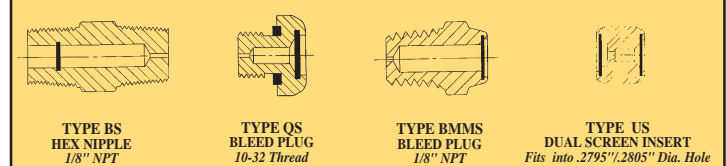
## Screen Products – Pages 22-24



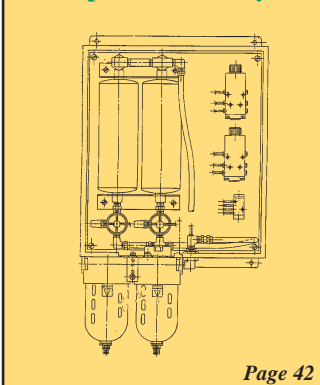
## Miscellaneous Metal Orifices – Pages 12 - 13



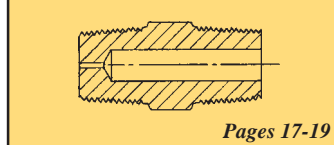
## Orifices with Integral Screens – Pages 20 - 21



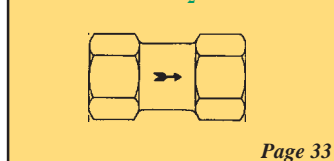
## Compressed Air Dryer



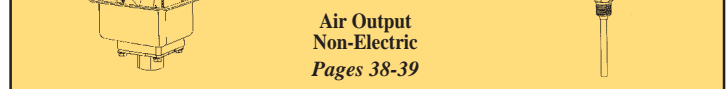
## Micro-Orifices® .0003" to .005" Dia.



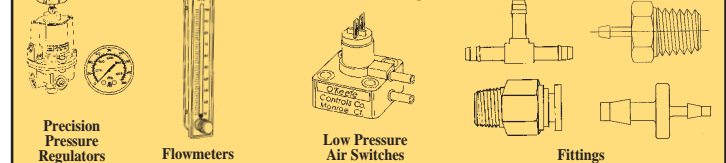
## Fixed Flow H<sub>2</sub>O Orifices



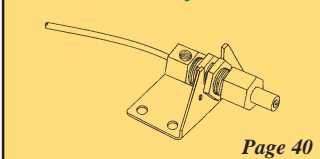
## Pneumatic Pressure and Temperature Switches



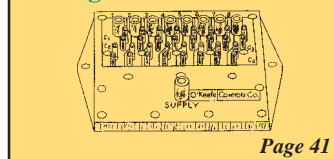
## Accessories – Pages 35-37



## Air Proximity Sensors



## Digital Air Switches



## Water Totalizer with Remote Readout

